

Laminex®

# Woodgrains

Benchtops & Cabinetry





# Design for life.

Laminex® has been part of Australian life for 90 years. Our commitment to design, innovation, quality and sustainability endures. That's why we continue to produce a beautifully curated collection of decorative surfaces. They're perfect for a wide range of styles and applications, and are designed to stand up to the rigours of everyday life.



COVER: Cabinetry - **Laminex Victorian Ash TrueScale™** in **AbsoluteGrain®**, Benchtop, Island Base, Back Benchtop and Custom Handles - **Laminex Blackbutt TrueScale™** in **AbsoluteGrain®**, Island Top and Table Top - **Laminex Outback Clay**, Range Hood - **Laminex Brushed Stainless Steel**. Designed by Tom Mark Henry, Photographed by Lillie Thompson, Styling by Natalie James Art and Joinery by Evolve Interiors®.

ABOVE: Cabinetry - **Laminex Spotted Gum TrueScale™** in **AbsoluteGrain®**, Desk Unit - **Laminex Natural Teak**.

# Navigating the range.

We know design decisions can be challenging, so to help make things easier we have specifically selected a timeless range of Woodgrain laminates that are split into three categories – Grey Tone, Light Warm Tone and Dark Warm Tone Woodgrains.



## Grey Tones

From pale ash hues to smoky undertones, grey tone woodgrains draw inspiration from weathered natural timber and are a versatile choice for interiors.



## Light Warm Tones


Light woodgrains offer elegant simplicity and work perfectly for a modern style. These décors are inspired by maple and oak timber and range from pale, golden hues, through to rich caramels and classic mid tones.



## Dark Warm Tones

Dark tone woodgrains are inspired by traditional hardwood and encompass a range of mid-brown hues to rich dark chocolates and blacks to create a sophisticated edge.





Laminex Woodgrain laminates realistically capture the colours, textures and fibre detail of natural timbers in a surface material that's highly durable, easy to clean and affordable. Available in a wide range of authentic décors — recreating everything from oak, maple and birch ply to jarrah and walnut — they offer superior scratch, stain, heat and UV resistance, so they won't age or discolour with repeated use, as timbers can in similar interior applications.

From left to right: Tasmanian Oak TrueScale™, Victorian Ash TrueScale™, Light Jarrah TrueScale™, Blackbutt TrueScale™, Rotary Hoop Pine TrueScale™, & Spotted Gum TrueScale™.



# Laminex Finishes.

The Laminex Woodgrains are available in a range of products and finishes for various applications. Here's a guide to each of the laminate finishes:



## Natural Finish

A low sheen, smooth touch surface that is a durable and low maintenance option for benchtops and cabinetry.




## Flint Finish

A subtle textured finish with a soft sheen that is a durable and low maintenance option for cabinetry.




## Chalk Finish

A low-gloss tactile finish with the look and feel of a raw veneer, suitable for benchtops and cabinetry.




## Nuance Finish

A combination of matte and gloss that mimics the effect of a sandblasted straight grain to add beauty and realism. Designed for cabinetry and low-wear surfaces.



## Silk™ Finish

A luxurious semi-gloss surface that is easy to clean and adds sleek style to cabinetry.



## AbsoluteGrain™ Finish

A premium matte woodgrain finish featuring subtle textural variation and intricate detailing to give the organic look and feel of natural timber.

**Legend**    **C** Chalk Finish    **NU** Nuance Finish    **S** Silk Finish    **N** Natural Finish    **F** Flint Finish    **AGR** AbsoluteGrain Finish

NOTE: Not all finishes and décors are suitable for all applications. Please refer to the Technical Data Sheets (TDS) at [laminex.com.au](http://laminex.com.au) for full application and technical information.

# TrueScale™

Laminex TrueScale is a celebration of scale and authenticity. In a market first, realistic, no repeat designs of natural timber are now available, expanding the possibilities of what can be achieved with a laminate surface solution.

Island Benchtop - Laminex Tasmanian Oak TrueScale™, Cabinetry - Laminex Tasmanian Oak TrueScale™



Austral Oak TrueScale™  
N AGR



Premier Oak TrueScale™  
N AGR



Midnight Oak TrueScale™  
N AGR

## Legend

**N** Natural Finish

**AGR** AbsoluteGrain Finish



Rotary Hoop Pine TrueScale™  
N AGR



Victorian Ash TrueScale™  
N AGR



Tasmanian Oak TrueScale™  
N AGR



Light Jarrah TrueScale™  
N AGR



Blackbutt TrueScale™  
N AGR



Spotted Gum TrueScale™  
N AGR





# Grey Tone Woodgrains.

Laminex grey woodgrains are inspired by weathered and aged timbers. From cool to warm, brown-based greys, these timbers are highly versatile for contemporary, classic or coastal style interiors.



Back Cabinetry & Benchtop - **Laminex PaperBark** in **AbsoluteMatte®** - Benchtop and Rangehood - **Laminex Smoked Birchply**. Designed by Studio Doherty, Photography by Derek Swalwell and Styling by Natalie James.





White Painted Wood  
N



Alaskan  
N



Oyster Linea  
S N



Fox Teakwood  
N



Avignon Walnut  
N S



Delana Oak  
N C



Smoked Birchply  
N



Lustrous Elm  
N



Blackened Elm  
N



Blackened Legno  
N C AGR



Burnished Wood  
N NU S AGR



Black Birchply  
N C



Midnight Oak TrueScale™  
N AGR

**Legend**

**C** Chalk Finish

**NU** Nuance Finish

**S** Silk Finish

**N** Natural Finish

**F** Flint Finish

**AGR** AbsoluteGrain Finish

# Light Warm Tone Woodgrains.

Light woodgrains offer elegant simplicity and work perfectly for a modern style. Inspired by classic natural timbers such as oak, maple, and ash, these refined structures will bring a true realism and inviting warmth to your space.



Cabinetry **Laminex Elegant Oak**, Bottom Drawers **Laminex Catalana Marble**, Tray **Laminex Raw Cotton**.  
Design by CJH Studio. Photography by James Geer. Styling by Bek Sheppard





Rotary Hoop Pine TrueScale™  
N AGR



Dansk Maple  
N F



Bleached Elm  
N C



Seasoned Oak  
N C AGR



Raw Birchply  
N



Natural Ash  
N



Rock Maple  
N



Victorian Ash TrueScale™  
N AGR



Whitewashed Oak  
N C AGR



Classic Oak  
N NU AGR



Calm Oak  
N C AGR



Aged Ash  
N C



Curly Birch  
N F




Young Beech  
N F



Tasmanian Oak TrueScale™  
N AGR



Honey Elm  
N C




Rural Oak  
N C AGR



Planked Urban Oak  
N C AGR



Austral Oak TrueScale™  
N AGR



Premier Oak TrueScale™  
N AGR



Elegant Oak  
N C AGR



Sublime Teak  
N C AGR



Blackbutt TrueScale™  
N AGR



Select Beech  
N F



Spotted Gum TrueScale™  
N AGR



# Dark Warm Tone Woodgrains.

Create a rich and moody statement with darker woodgrains. Inspired by reclaimed or detailed timber structures, these décors work perfectly with more masculine, urban spaces, while softer linear woodgrains bring an opulent style to a classic interior.

Joinery **Laminex Danish Walnut** and **Laminex Milkwood**, Handles and Kicker are **Laminex Pillarbox**.  
Design by YSG Studio Photography by Derek Swalwell. Styling by Natalie James.





Artisan Beamwood  
N



Oxidised Beamwood  
N



Jericho  
N



Smoky Sapelle  
N



Light Walnut  
N AGR




Natural Walnut  
N C AGR



Refined Walnut  
N AGR




Sepia Walnut  
N AGR



Danish Walnut  
N F




Aged Walnut  
N C




Light Jarrah TrueScale™  
N AGR



Oiled Legno  
N C



Natural Teak  
N NU AGR



Milano Walnut  
N F



Jarrah Legno  
N

**Legend**

**C** Chalk Finish

**NU** Nuance Finish

**S** Silk Finish

**N** Natural Finish

**F** Flint Finish

**AGR** AbsoluteGrain Finish





Cabinetry - **Laminex Tasmanian Oak TrueScale™**, Island and Benchtop - **Laminex Tasmanian Oak TrueScale™**, Study Nook - **Laminex Spotted Gum TrueScale™**, Desk - **Laminex Tasmanian Oak TrueScale™**, Shelving - **Laminex Macedon Mist**.

