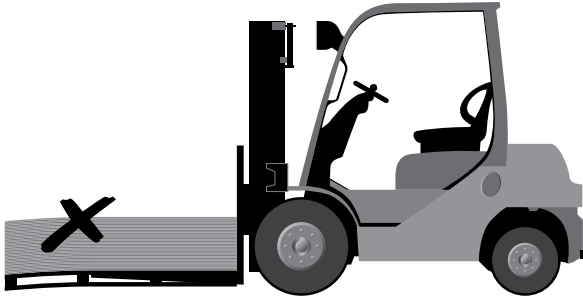
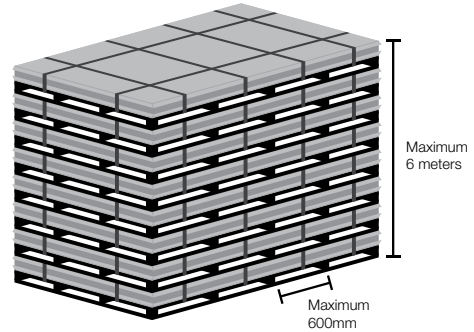


# LAMINEX<sup>®</sup> COMPACT LAMINATE

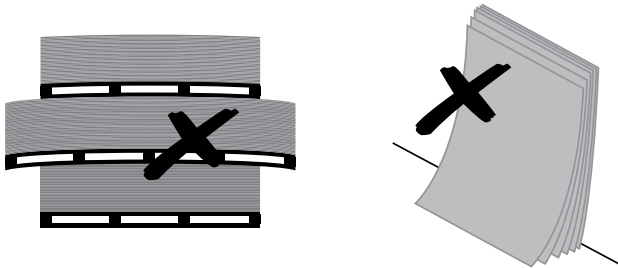
## HANDLING AND STORAGE GUIDE



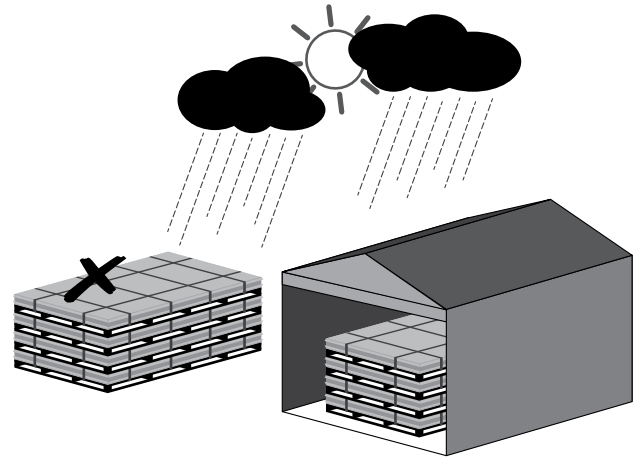
Ensure you use the right forklift length for the laminate stacking height and sheet size. Don't overload the forklift.



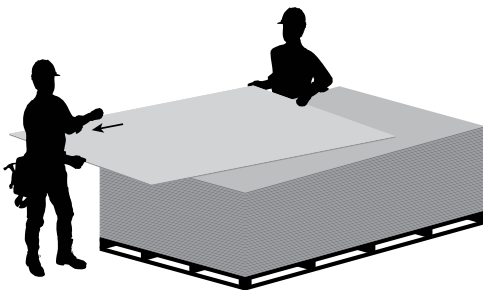
During storage the sheets must be parallel to the ground and aligned with each other on bearers on a flat surface. Packs should be stored fully wrapped in plastic with an identical cover sheet top and bottom.



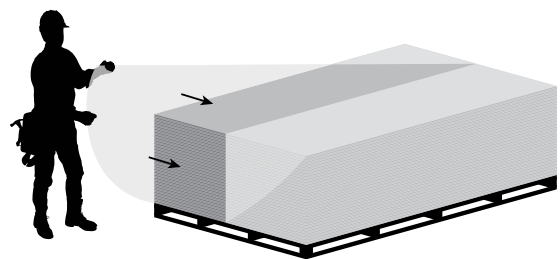
Store compact sheets flat, do not stand the sheets against a wall vertically. Make sure there are no cavities between the sheets. Do not stack different size bundles on top of each other.



Store in a dry, sheltered area. Do not leave the sheets inside the pallet in the rain or direct sunlight.



Sheets must be carried by at least 2 people, or if using a forklift or suction lift, move sheets gently to avoid damage.



If laminates are removed from the pallet for storage, it's recommended they be repackaged with the same cover sheet top and bottom and a plastic wrapping. **Compact needs both sides of the sheet to breathe evenly to maintain equilibrium of moisture.**

For more information visit [laminex.com.au](http://laminex.com.au) or call 132 136.

Laminex Compact Laminate is marketed and distributed by Laminex Group Pty Limited ABN 98 004 093 092, trading as Laminex<sup>®</sup>.

**Laminex<sup>®</sup>**  
Inspire your space