

LAMINEX® SQUARE EDGE DOORS



Laminex®



Laminex® Square Edge doors give cabinets, drawers and joinery a classic appearance. Proven, dependable and available in a wide range of colours, Laminex Square Edge doors make creating modern and balanced designs simple. Built to withstand everyday wear and tear, Laminex Square Edge doors are offered with the security of a 12 year Limited Product Warranty.


CONVENIENT ■ CONTEMPORARY DECORS ■ DURABLE & STYLISH




FRONT COVER: Cabinetry in Laminex Square Edge **Amari Oak** and benchtop in Laminex Impressions **Ash White Spark** finish. Splashback in Laminex Metaline **Argente Perle**.
LEFT AND BOTTOM RIGHT: Cabinetry in Laminex Square Edge **Oyster Linea** and vertical cabinets in Laminex Square Edge **Fossil**. Benchtop in Laminex Freestyle **Sea Salt**.
ABOVE RIGHT: Cabinetry in Laminex Square Edge **Whitewashed Oak**. Alcove in Laminex DiamondGloss **Jalapeno**. Splashback in Laminex Metaline **Smoked Silver Perle**.

*To obtain a copy of the Laminex Limited Product Warranty from laminex.com.au


COLOUR RANGE



Polar White Δ ‡ +




White Δ ‡ +



Parchment Δ ‡ +




New Antique White +




Classic Beige +




Alabaster



Alpaca



Moleskin +



Pumice Δ ‡ +



Calico



Stone Beige



Raw Linen



Stipple Hemp



Oyster Linea Δ +



Seasoned Oak Δ



Sandy Birch



Dansk Maple



Milkwood



Rock Maple



Young Beech



Curly Birch



Select Beech



Sublime Teak Δ +



Pesto Linea +



Tawny Linewood ‡

Δ Denotes this colour is also available in Laminex Impressions Riven finish. ‡ Denotes this colour is also available in Laminex Impressions Nuance finish. See the Laminex Impressions textured surfaces brochure for further details. + Denotes this colour is also available in Laminex Silk Finish.




Ash White Δ



Sarsen Grey +



Platinum Micro +



Paper Bark +



Chamois ‡




Silver Grey




Alaskan ‡



Chalky Teak ‡



Pearl Grey



Baye ‡



Zincworks Δ +



Moose ‡ +



New Graphite ‡



Brescia +



Charcoal Δ



Peruvian Clay



Husk



Avignon Walnut Δ ‡



Sorrel



Mushroom Linea Δ +



Red Cherry




Wild Birch



Milano Walnut +



Nocturne Oak Δ



Olive



Stipple Seal



Stipple Cocoa



Divine Oak +



Lustrous Elm ‡



Smoky Sapelle ‡



Amari Oak Δ



Cherished Wood



Seductive Limba



Bronzeworks



Fudge Stream



Espresso Δ



Espresso Ligna ‡ +



Licorice Linea Δ +



Ebony Macassar



Wenge



Fossil



Blackened Linewood ‡







Burnished Wood ‡ +



Laminex®

Follow Us

-  facebook.com/Laminexau
-  au.pinterest.com/Laminexau
-  instagram.com/Laminexau
-  youtube.com/Laminexau

For a sample visit laminex.com.au. For more information visit laminex.com.au or call 132 136.

Laminex Square Edge doors are manufactured, marketed and distributed by Laminex Group Pty Limited ABN 98 004 093 092, trading as Laminex. In some cases, Laminex uses computer generated imagery (CGI) to provide graphical representations of our products where actual photos are not available. The colours and finishes of the products featured within all Laminex imagery are as close to the Laminex range as CGI, photographic lighting and our printing processes allow. Different camera angles, although not designed to be misleading, can sometimes distort actual size and distances. Laminex Square Edge doors are no different than any other material in that darker colours will always show scratches and superficial wear and tear more readily than lighter colours. Laminex Square Edge doors should be protected from strong, direct sunlight as continuous exposure may cause discolouration or fading to the surface. Please obtain a copy of the terms and conditions of the Laminex Limited Product Warranty from laminex.com.au. This warranty is in addition to any rights that may exist under the Australian Consumer Law. Laminex®