

# essastone<sup>®</sup>

Colour & Design Guide





# Inspired by Nature. Engineered for Living.

A benchtop is much more than just a showpiece; it's a place for socialising, cooking, sharing and living. That's why Essastone® is designed to reduce staining<sup>◊</sup>, scratching<sup>◊</sup> and citric acid marks, making it quick and easy to clean. Made in Europe from up to 95% natural quartz, every Essastone engineered stone slab is backed by an exceptional 15 year limited warranty.



The high content of natural quartz makes Essastone® a resilient material. Essastone is scratch<sup>◊</sup> and stain resistant<sup>◊</sup>, however no surface, including Essastone, is indestructible. Textured surfaces may demonstrate undulations, wrinkles and variations within the height of the surface. Following the care and maintenance guidelines will help you keep your Essastone surfaces looking great.

Visit [essastone.com.au](https://www.essastone.com.au) for guidelines.



Horizontal Application



Vertical Application



Food Safe Certified



Low Maintenance<sup>◊</sup>



Stain Resistant<sup>◊</sup>



Impact Resistant



Water Repellent



Tactile



Dimensional Stability



Scratch Resistant<sup>◊</sup>



Citrus Acid Resistant



Made in Europe

THIS PAGE: Benchtop in Essastone **Unique Calacatta™** Gloss finish.  
COVER: Benchtop and splashback, Essastone **Luna Concrete**. Island base and cabinetry: Laminex **Black Birchply**. Phoenix Vivid Slimline goose neck mixer, Abey Piazza undermount sink.

◊ All non-gloss, black and textured surfaces require additional care and cleaning to maintain stain and scratch resistance.



# Essastone & Laminex, Designed in Harmony

Today more than ever, design inspiration is at everyone's fingertips, but bringing together different elements into your project can be difficult. So it's good to know that the Essastone benchtop and Laminex cabinetry colour palettes have been designed to work seamlessly together.

In this Colour & Design Guide, we present over 30 colour schemes to help guide you through the selection process and visualise the end result.

Inspired by the way we live, the Essastone colour palette encompasses the textures and tones of our diverse Australian lifestyle. When combined with the Laminex colour portfolio, you have access to an unrivalled palette of complementary benchtop and cabinetry options.

This expansive palette allows you to select the perfect soft veined Essastone benchtop and a light grey Laminex cabinetry for the ultimate Classic Hampton's inspired kitchen. Or maybe you prefer a robust Essastone concrete tone with textured reclaimed timber-look Laminex cabinetry to create the ultimate inner urban loft. The possibilities are endless, so be inspired.

Visit [laminexdesignhub.com.au](http://laminexdesignhub.com.au) to explore more projects featuring Essastone and Laminex.



**Designer Tip**—When combining whites ensure they are tonally consistent, but feel free to mix up textures - slight variations in finish will add depth and interest to the overall space.



Essastone  
Caolino


Laminex  
FormWrap  
Polar White

# Whites

From the purest of whites to warmer tones, our palette reflects today's design environments, allowing a striking feature for both classic and contemporary spaces.



Essastone  
Caolino  
\*^ L



Essastone  
Crystallite  
\* D



Essastone  
Pure Cloud  
\* D



Essastone  
Calcite  
\* S



Essastone  
Chalkstone  
\* S



Essastone  
Silica  
\* S

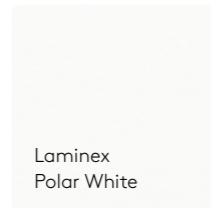
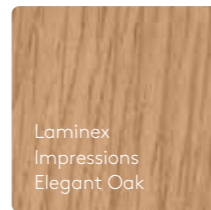
\*Gloss ^Matte +Weathered #Igneous ~Honed  
S-Standard \$ D-Deluxe \$\$ P-Premium \$\$\$ L-Luxury \$\$\$\$ U-Ultimate \$\$\$\$\$ All swatches here are shown at 100% scale.  
All colours are available in 20mm thickness.



# Whites—colour schemes

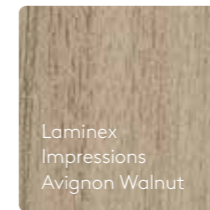
## Scheme—1

A fresh modern look defined by an architectural white in both benchtop and cabinetry. Depth and texture is added by the introduction of this woodgrain.




## Scheme—3

A classic palette that works across all cabinetry. The subtle and timeless small aggregate in this Essastone will allow layering texture and colour in complementary décor and soft furnishings.



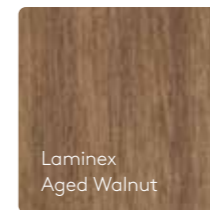
## Scheme—2

Love the Scandinavian look? Start with this simple white benchtop and milky timber then complete the look by adding a pop of colour to a feature area.



## Scheme—4

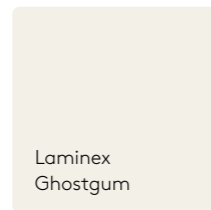
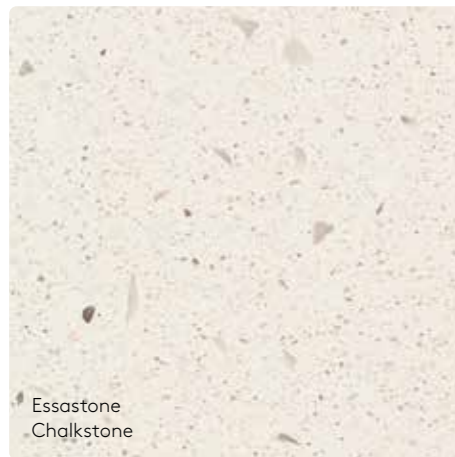
For a clean, modern look combine this super white benchtop with the warm tones of Walnut and the rich contrast of grey.



# Whites—colour schemes

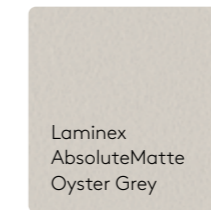
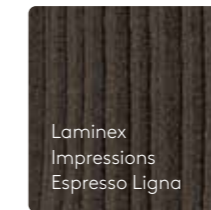
## Scheme—5

Create the perfect rustic palette. Use this highly textured timber to give a sense of history, supported by this light grey in the cabinetry. The larger aggregate in the Essastone benchtop will enhance the rustic look.



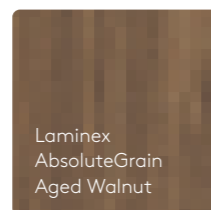
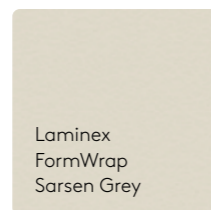
## Scheme—7

Love a little luxury and texture? Choose this deep rich timber and soft warm grey for your cabinetry. Lift the architectural look by introducing this warmer Essastone white for the benchtop.




## Scheme—6

Not all industrial palettes need to be dark and moody. This warm white benchtop and light grey cabinets create a slightly more contemporary industrial palette and depth is added by the introduction of this mid-tone timber.



## Scheme—8

Off white cabinetry perfectly complements the base-tone of this benchtop colour. The stone aggregate colour compliments the walnut to create a vintage inspired look.



**Designer Tip**—Allow the vein in the marble to be the hero element; use a complementary palette to support the feature detail in the vein.




Essastone Unique Calacatta

Laminex AbsoluteMatte Black


Island, rear benchtop and splashback: Essastone **Unique Calacatta**. Rear cabinetry: Laminex **AbsoluteMatte Black**.

# Marbles

Make a luxurious statement with a delicate or sweeping veined marble. This range will create the high end look of natural stone without the compromises. Developed to reflect the tones and texture of classically driven looks, selecting a marble will create an instant impact in your new space.



Essastone Unique Calacatta \*~U



Essastone Milano Venato \*P




Essastone Perla Venato \*P




Essastone Marmo Bianco \*L



Essastone Fino Venato \*P



Essastone Carrara \*^L



Essastone Bisque Cloud \*D



Essastone Grigio Novello \*L

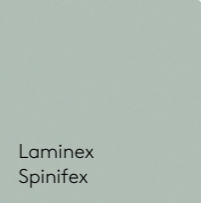
\*Gloss ^Matte +Weathered #Igneous ~Honed  
S-Standard \$ D-Deluxe \$\$ P-Premium \$\$\$ L-Luxury \$\$\$\$ U-Ultimate \$\$\$\$\$  
All swatches here are shown at 100% scale.  
All colours are available in 20mm thickness.



# Marbles—colour schemes

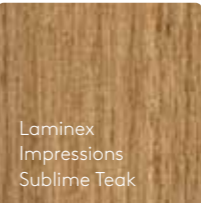
## Scheme—9

A perfect Natural scheme. The organic tones of Delana Oak and Spinifex perfectly compliment the soft vein of Milano Venato.



## Scheme—10

A stunning modern palette. Highlight key areas in black with core cabinetry in this textured light timber, and contrast with this stunning veined benchtop to complete the space.



Featuring Essastone Milano Venato.



# Marbles—colour schemes

## Scheme—11

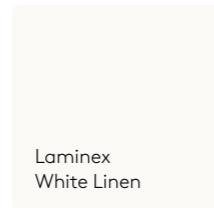
Take the classic tones of Perla Venato and give them an inner urban twist by using Smoked Birchply and Laminex White Linen. A palette perfect for exposed brickwork and reclaimed timber floors.



Essastone  
Perla Venato



Laminex  
Smoked Birchply



Laminex  
White Linen

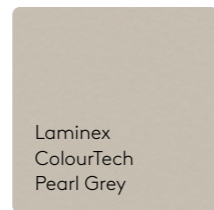


## Scheme—12

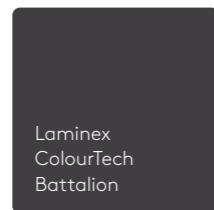
Rich in all the senses, this strong cabinetry choice, combined with this perfectly veined benchtop will add true sophistication to any space.



Essastone  
Fino Venato



Laminex  
ColourTech  
Pearl Grey



Laminex  
ColourTech  
Battalion



Featuring **Essastone Marmo Bianco**.

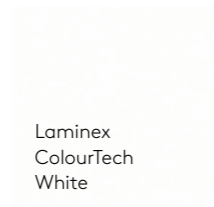
# Marbles—colour schemes

## Scheme—13

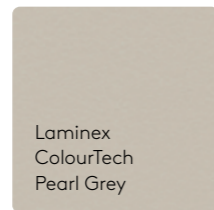
Laminex ColourTech in Pearl Grey and White will complement the marble vein tone in this Essastone colour beautifully. A great palette for a Classic Kitchen.



Essastone Unique Calacatta



Laminex ColourTech White



Laminex ColourTech Pearl Grey



## Scheme—15

Laminex Ash White picks up on the vein detail of this warm stone, and adding this textured timber in key feature areas lifts this scheme to create a timeless look.



Essastone Bisque Cloud



Laminex Ash White



Laminex Impressions Whitewashed Oak



## Scheme—14


Metallics are for those who want to stand out from the crowd. Supported by this rich timber and striking veined stone, this scheme will add a touch of glamour to your space.



Essastone Fino Venato



Laminex Impressions Burnished Wood



Laminex Brushed Titanium





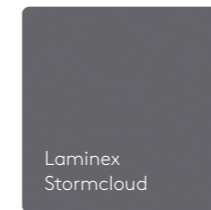


Featuring Essastone Grigio Novello.

# Marbles—colour schemes

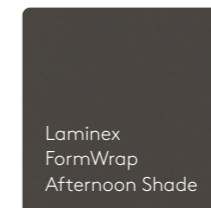
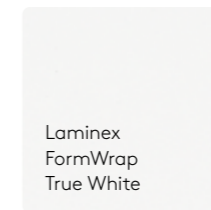
## Scheme—16

Rich in all the senses, this strong cabinetry palette, combined with this dusky veined benchtop will add true sophistication to any space.



## Scheme—17

Create a stunning contrast of rich toned cabinets with a striking white. This pairing is perfectly balanced with the addition of one of the all-time favourites - Essastone Carrara.






# Marbles—colour schemes

## Scheme—18

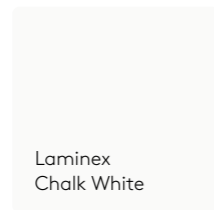
Highlight key areas in Chalk White with core cabinetry in this textured light timber, and contrast with this stunning veined benchtop for the ultimate modern look.



Essastone  
Marmo Bianco



Laminex  
Classic Oak



Laminex  
Chalk White

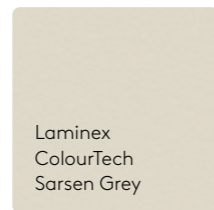


## Scheme—19


Take the classic tones of Carrara and give them an inner urban twist by using Artisan Beamwood and this great neutral tone of Sarsen Grey. A palette perfect for exposed brickwork and reclaimed timber floors.



Essastone  
Carrara



Laminex  
ColourTech  
Sarsen Grey





Laminex  
Artisan  
Beamwood








 Laminex  
White Textile


 Essastone  
Bitumen

 Laminex  
Impressions  
Sublime Teak

**Designer Tip**—Aged leather, metal and reclaimed timber tones bring a sense of history and perfectly enhance a concrete look.

# Concretes

Authentic and robust in texture, this sleek range reflects a strong modern, urban aesthetic, giving a cool edge to any contemporary environment.



Essastone  
White Concrete  
^ P



Essastone  
Ash Concrete  
^ P



Essastone  
Terrazzino  
\* D



Essastone  
Luna Concrete  
+ L



Essastone  
Grigio Pezzato  
\* D



Essastone  
Concrete Pezzato  
+ P



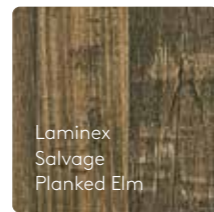
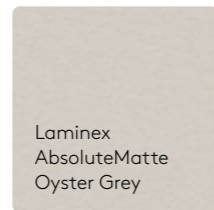
Essastone  
Bitumen  
# P

\*Gloss ^Matte +Weathered #Igneous ~Honed  
S-Standard \$ D-Deluxe \$\$ P-Premium \$\$\$ L-Luxury \$\$\$\$ U-Ultimate \$\$\$\$\$  
All swatches here are shown at 100% scale.  
All colours are available in 20mm thickness. Textured surfaces may demonstrate undulations, wrinkles and variations within the height of the surface.

# Concretes—colour schemes

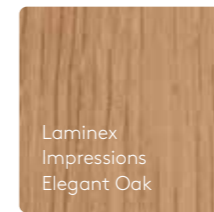
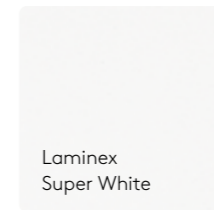
## Scheme—20

Create a rich masculine feel that will have everyone talking. Full of texture and tone this gutsy look will not be one to forget.



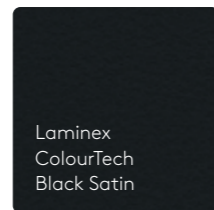
## Scheme—22

This light grey stone is the perfect starting point for a great contemporary space, and is perfectly balanced with this light oak and architectural white.



## Scheme—21

This look is not for the fainthearted and is sure to make a true statement. This mix of dark timber and black cabinetry support and balance the tonal variation in the Essastone.







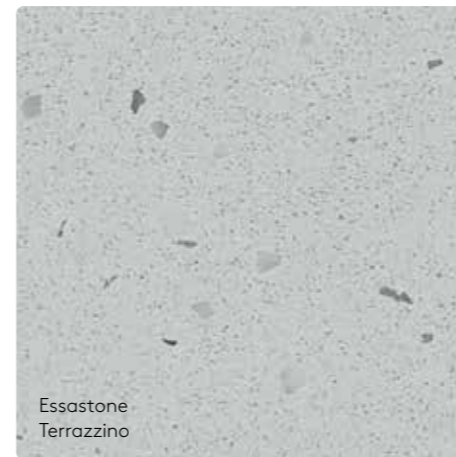


Featuring ssastone Terrazzino.

# Concretes—colour schemes


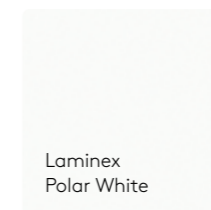
## Scheme—23

Create a retro vibe with the new Terrazzo inspired Essastone Terrazzino. Combine with new Laminex Raw Birchply and add a pop of colour with Laminex Aquamarine to complete the look.



## Scheme—24

Soften a white on white scheme with a light milky timber in a key feature area. This palette is great for both a classic or contemporary look.







# Concretes—colour schemes

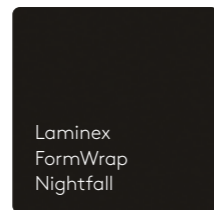
## Scheme—25

A striking palette on all levels. Mid-tone Laminex Oyster grey is layered with a warm walnut timber, setting the scene for the incredible new Essastone Luna Concrete.



## Scheme—26

This benchtop features beautifully intricate detailing. Support it with this complementary timber and deep neutral, allowing the benchtop to be the true hero of this palette.



Featuring Essastone Luna Concrete.



**Designer Tip**—Dark schemes don't have to be gloomy. For a softened feel, try using a mix of dark grey and black. Pops of metallics in décor will also assist in lifting this rich moody look.

Laminex Impressions  
Burnished Wood

Laminex  
Metaline  
Black Ice

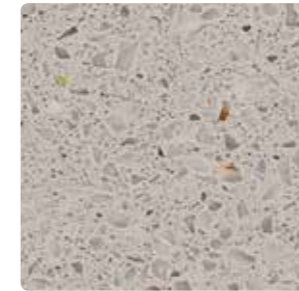
Essastone  
Nero Assoluto

# Minerals

Inspired by natural elements from the earth, these timeless tones and subtle feature colours will effortlessly complement your interior.




Essastone  
Sandstone Cape  
\*S



Essastone  
Limestone Cape  
\*S



Essastone  
Zinc  
\*S



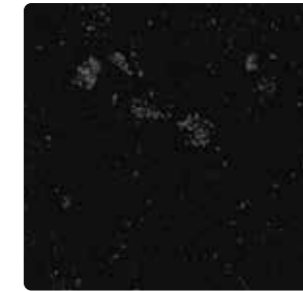
Essastone  
Nickel  
\*S



Essastone  
Monte Cervino  
\*D



Essastone  
Nero Assoluto  
\*D



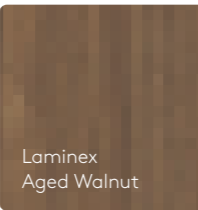
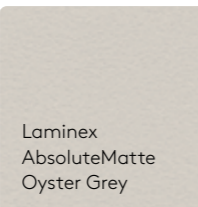
Essastone  
Lava Black  
\*S

\*Gloss ^Matte +Weathered #Igneous ~Honed  
S-Standard \$ D-Deluxe \$\$ P-Premium \$\$\$ L-Luxury \$\$\$\$ U-Ultimate \$\$\$\$\$  
All swatches here are shown at 100% scale.  
All colours are available in 20mm thickness.

# Minerals—colour schemes

## Scheme—27

For a clean, crisp natural palette introduce this light grey and mid-toned timber. This cabinetry is perfectly reflected in the tones of this Essastone benchtop for a simple yet stunning look.



## Scheme—29

Bring a little piece of New York to your house or apartment. Rich in tone but elevated with a little splash of mirror finish, this palette will create that perfect glamour look.



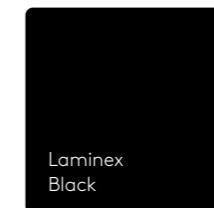
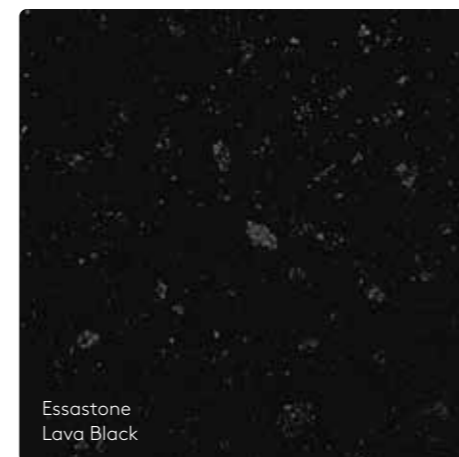
## Scheme—28

The perfect blend of blacks, defined by texture and subtle tonal changes. This palette will create a dramatic statement in any space.



## Scheme—30

A dark, modern, moody scheme. The grey timbergrain in the overhead cabinetry brings out the grey aggregate detail found in Essastone Lava Black. The simple black under bench cabinetry rounds out and completes this space.

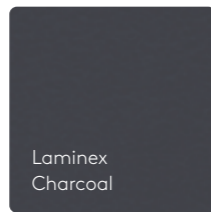
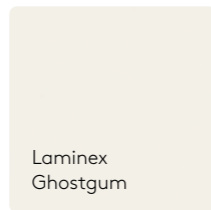




# Minerals—colour schemes

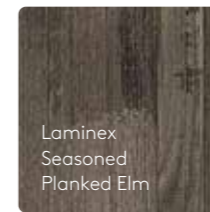
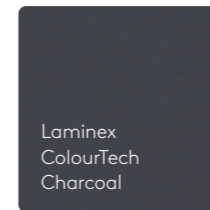

## Scheme—31

For those who like a simple contemporary scheme but want to push the boundaries a little, the introduction of Charcoal against the light grey benchtop and cabinetry creates a level of sophistication that still remains very inviting.



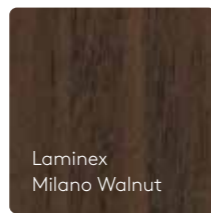
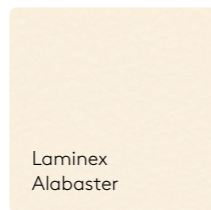
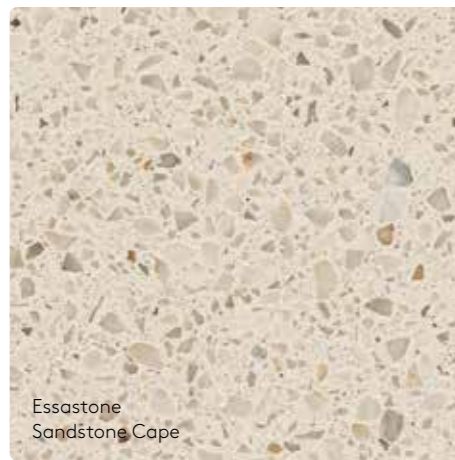
## Scheme—33

This warehouse inspired palette is rich in feeling but works really well with many colours and textures allowing it to be flexible in its placement.



## Scheme—32

The larger aggregate pieces in this Essastone colour are supported by this slightly yellow toned neutral and classic vintage timber which will blend perfectly with furniture tones in any space.





## Finishes

Essastone is available in a wide variety of finishes from a highly polished gloss, to our unique weathered finish. Finish options vary by colour as indicated throughout this brochure. Matte, honed, weathered and igneous finishes have the same durability characteristics, however, require additional care to maintain stain and scratch resistance compared to Essastone gloss finish. These finishes may also need to be cleaned more often to keep them free from fingerprints and marks.

### Gloss



Finely polished to an ultra-smooth, highly reflective finish that intensifies the colour of the stone.

### Matte/Honed



A smooth and even matte finish, pleasing to the touch and with minimal reflection.

### Weathered



Shallow dimples, ripples and creases develop during the unique production process to create the appearance of a concrete slab weathered by the elements. No two slabs will be identical.

### Igneous



An innovative matte finish with small areas of slightly higher gloss and a slightly uneven sub texture that produces a natural feel.

## Applications

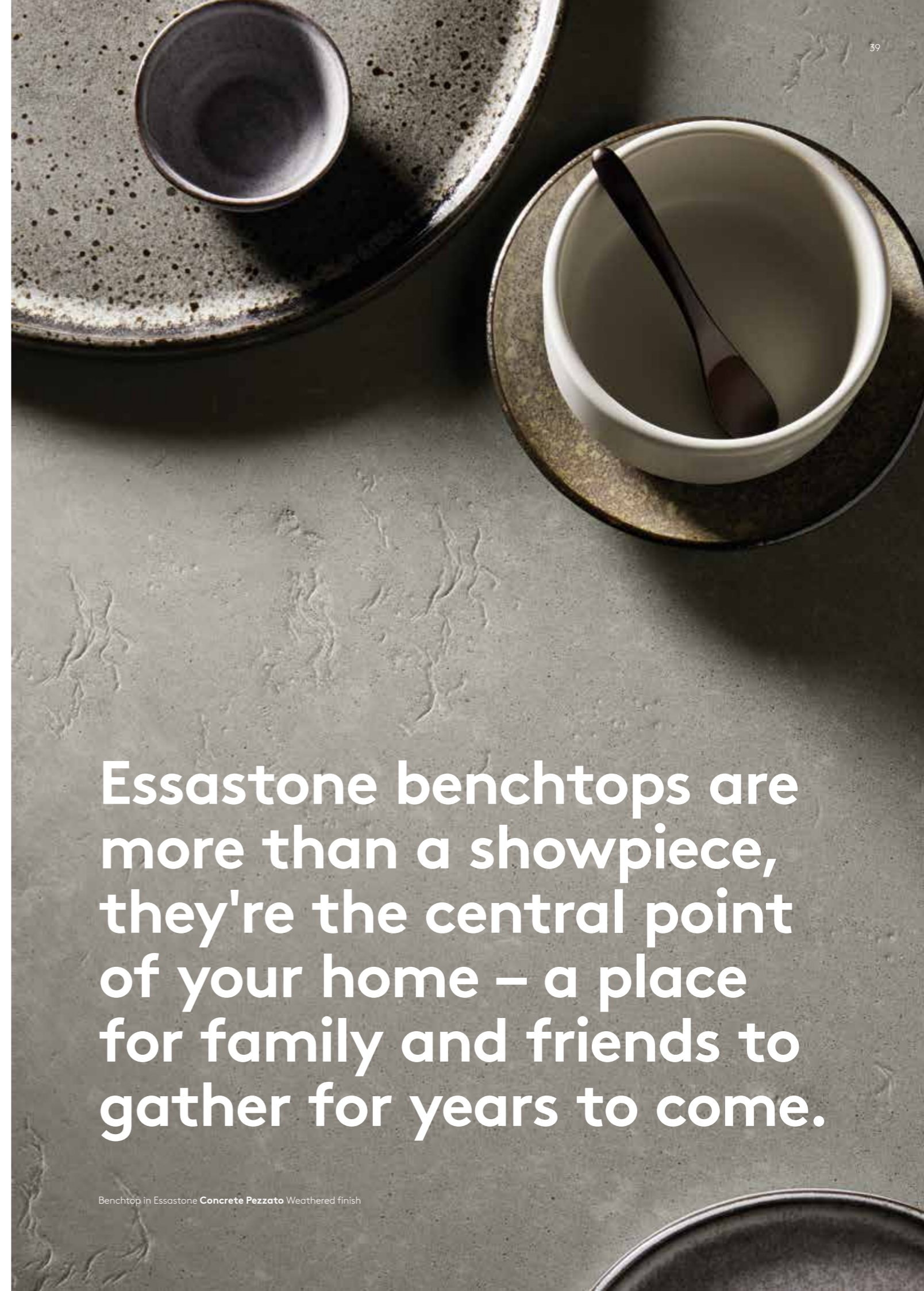
Essastone can be used in a range of commercial and residential applications, including kitchen benchtops, bathroom vanities, splashbacks, tables and internal wall cladding.

## Edge profiles

Essastone can be fabricated with a wide range of edge profiles. Your kitchen designer, or Essastone fabricator will be able to recommend the most suitable edge profile for your project.

## Easy care

The high content of natural quartz makes Essastone® a resilient material. Maintain the surface appearance by using Essastone surface spray cleaner, available from **essastone.com.au**. For information on how to keep your Essastone surface looking beautiful, view the care and maintenance brochure at **essastone.com.au**



Essastone benchtops are more than a showpiece, they're the central point of your home – a place for family and friends to gather for years to come.



Essastone has a network of Certified Fabricators around Australia to fabricate and install your new surfaces. For the location of your closest Essastone display or for technical information visit [essastone.com.au](http://essastone.com.au)

### Product Sample

For a sample visit [essastone.com.au](http://essastone.com.au)

### Call Us

For trade enquiries please call 132 136

To view Essastone and Laminex design inspirations visit [Laminexdesignhub.com.au](http://Laminexdesignhub.com.au)

### Follow Us

 [facebook.com/Laminexau](https://facebook.com/Laminexau)

 [au.pinterest.com/Laminexau](https://au.pinterest.com/Laminexau)

 [instagram.com/Laminexau](https://instagram.com/Laminexau)

 [youtube.com/Laminexau](https://youtube.com/Laminexau)

Essastone is marketed and distributed by Laminex Group Pty Ltd ABN 98 004 093 092, trading as Laminex. The colours and finishes of the products featured within the imagery in this brochure are as close to the Laminex range as CGI, photographic lighting and our printing processes allow. Different camera angles, although not designed to be misleading, can sometimes distort actual size and distances. Essastone is no different than any other material in that darker colours will always show scratches and superficial wear and tear more readily than lighter colours. Please obtain a copy of the terms and conditions of the Essastone 15 year limited warranty from [essastone.com.au](http://essastone.com.au). This warranty is in addition to any rights that may exist under the Australian Consumer Law. Essastone®, Laminex®, AbsoluteMatte®, ColourTech®, Silk Finish™, Impressions™ FormWrap. UNIQUE CALACATTA™ is a trade mark of Silicalia SL, a Compac company.

Essastone quartz surfaces meets NSF certification and stringent American Greenguard standards ensuring safe and clean indoor air.

LNx0062 | 10/20

essastone®  
by Laminex



PRODUCT  
CERTIFIED FOR  
LOW CHEMICAL  
EMISSIONS:  
UL.COM/GG  
UL 2818

